
Raiffeisenbank a.s.

Investor report - information about Cover Pool

as of 31.3.2017

Covered Bonds Key Facts

Total Outstanding [CZK eq.]:	33 512 103 320
here of CZK denominated bonds:	8 000 000 000
here of EUR denominated bonds:	25 512 103 320

Overcollateralization

Current Overcollateralization:	48,2%
Overcollateralization consistent with current rating:	15,0%

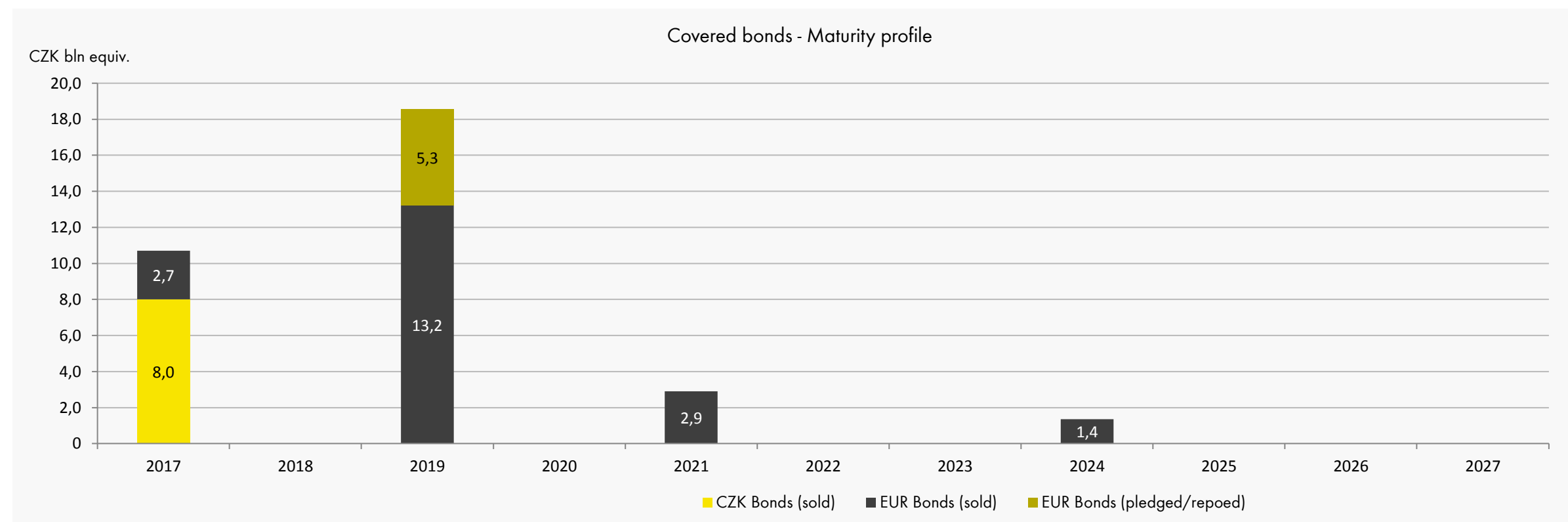
Credit Ratings (Moody's)

Issuer's Rating	[shadow rating]
CB Rating	A1

Cover Pool Key Facts

Asset balance [CZK] :	49 658 972 694	Loans to Employees	4%
here of CZK denominated mortgages	49 658 972 694	Borrower concentration: 10 largest borrowers	1%
Average loan balance :	1 655 243	WA Margin on Fixed Rate Loans	1,80%
Number of loans :	30 001	WA Interest Rate on Fixed Rate Loans	2,54%
Number of borrowers :	28 376	Loans in Arrears > 90 days	0%
Number of properties :	33 105	WA indexed LTV	57%
WA remaining term (in months) :	252		
WA seasoning (in months) :	49		

Covered Bonds Overview



Covered Bonds Detail

ISIN	Currency	Issue Date	Maturity Date	Issued Amount	Sold Amt	Pledged/Repoed Amt	Retained Amt	Coupon	Interest Rate Type
XS1574151236	EUR	8.3.2017	8.3.2024	300 000 000	50 000 000	0	250 000 000	1,13% Fixed	
XS1574150857	EUR	8.3.2017	8.3.2023	300 000 000	0	0	300 000 000	0,88% Fixed	
XS1574150261	EUR	8.3.2017	8.3.2021	300 000 000	107 100 000	0	192 900 000	0,50% Fixed	
XS1574149842	EUR	8.3.2017	8.3.2022	300 000 000	0	0	300 000 000	0,63% Fixed	
XS1132335248	EUR	5.11.2014	5.11.2019	700 000 000	489 000 000	197 744 000	13 256 000	0,75% Fixed	
XS0861195369	EUR	5.12.2012	5.12.2017	500 000 000	100 000 000	0	400 000 000	6M EURIBOR + 1,15%	Floating
CZ0002001928	CZK	20.12.2007	20.12.2017	2 000 000 000	2 000 000 000	0	0	5,50% Fixed	
CZ0002001696	CZK	12.12.2007	12.12.2017	500 000 000	500 000 000	0	0	6,00% Fixed	
CZ0002001670	CZK	12.12.2007	12.12.2017	5 500 000 000	5 500 000 000	0	0	5,10% Fixed	

* ISIN XS1132335248 tapped by EUR 200 mio in 2016/07

CRR eligibility

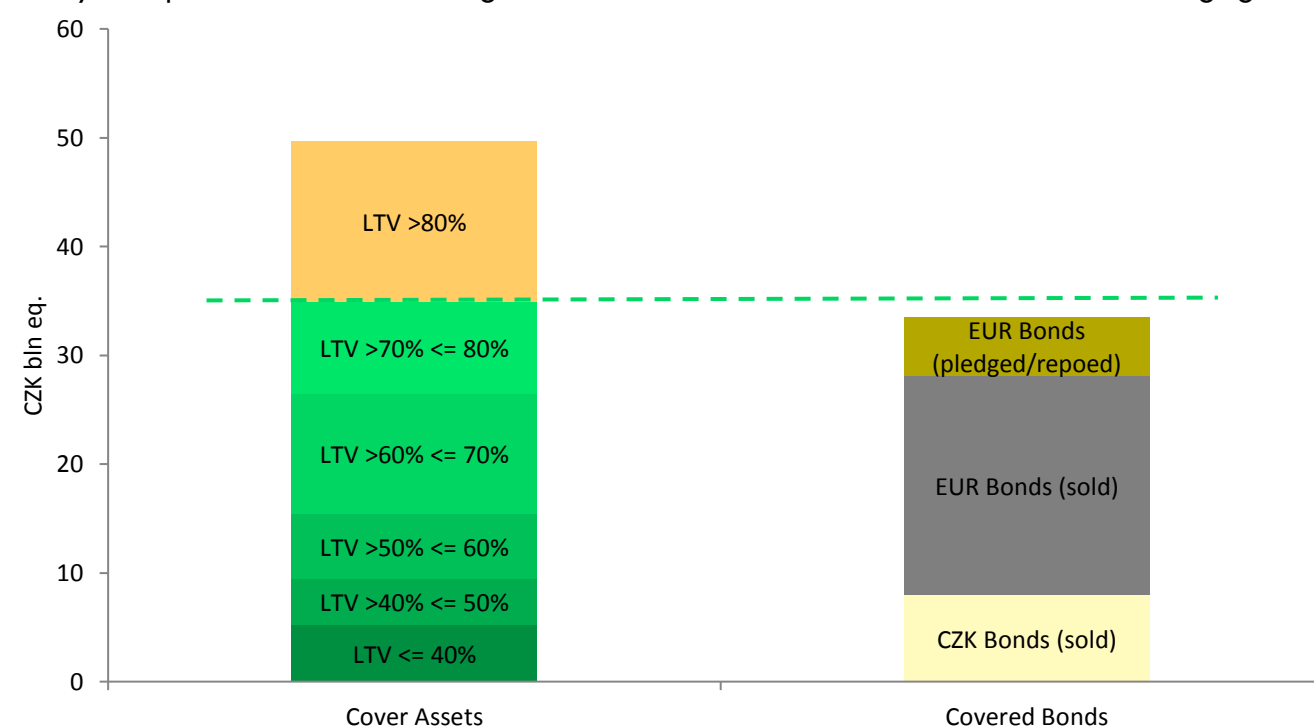
Covered Bonds issued by Raiffeisenbank a.s. are subject to treatment according to **Article 161(1)(d)** of the CRR and therefore are less capital consumptive for potential investors.

Article 129 of the CRR sets out requirements on the collateral of covered bonds which are subject to preferential treatment, relevant eligibility criteria for assets in cover pool of the Bonds are:

(i) (mortgage) loans secured by residential property up to the lesser of the principal amount of the liens that are combined with any prior liens and 80 % of the value of the pledged properties (the 80 per cent. LTV Limit) pursuant to **Article 129(1)(d)(i)** of the CRR

(ii) alternative eligible assets specified in **Article 129(1)(a) to (c)** of the CRR (the Alternative Assets).

- This condition (i) is ensured by comparison of Outstanding of the Bonds with total current balances of Mortgage Loans in the Cover Pool with LTV limit **below or equal to 80 per cent.:**



- Cover pool doesn't contain any alternative eligible assets as of 31.3.2017

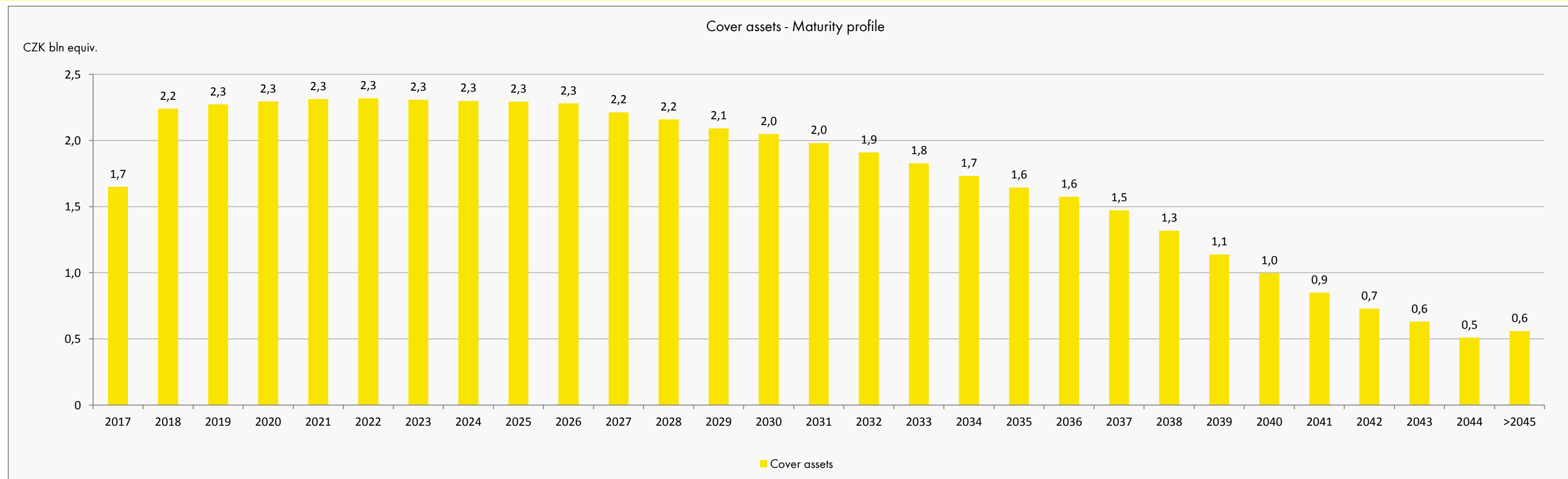
- Requirement on regular publishing of information concerning cover pool, which is set out by **Article 129(7)** of CRR is ensured by this Investor Report, which is published on quarterly basis.

- Requirements on valuation of mortgaged properties, which are set out by **Article 208** and **Article 229(1)** of CRR are ensured by internal procedures of Raiffeisenbank a.s., which are aligned with ECB recommendations and guidelines and which are even more conservative in certain aspects:

- Value of collateral is revaluated only in case of depreciation of the mortgaged property, in the other case evidenced value of collateral remains unchanged
- Value of property is monitored and revaluated with annual frequency for residential properties

Raiffeisenbank a.s. can provide on request a Memorandum by Allen & Overy (Czech Republic) LLP, which covers the CRR eligibility in more detail.

Cover Pool Detail (1)



Interest Rate Type	Number of Loans	%	Current Balance	%
Fixed rate with reset <=2 years	750	2,50%	870 180 945	1,75%
Fixed rate with reset >=2 but <5 years	13 765	45,88%	23 569 506 516	47,46%
Fixed rate with reset >=5 years	15 249	50,83%	24 746 938 348	49,83%
Floating rate	237	0,79%	472 346 886	0,95%

LTV ranges distribution	Number of Loans	%	Current Balance	%
0 <= 40%	6 423	21,41%	5 264 711 418	10,60%
>40% <= 50%	3 107	10,36%	4 270 172 129	8,60%
>50% <= 60%	3 702	12,34%	5 890 311 313	11,86%
>60% <= 70%	6 053	20,18%	11 076 375 864	22,30%
>70% <= 80%	4 159	13,86%	8 403 794 776	16,92%
>80% <= 85%	2 733	9,11%	6 055 234 361	12,19%
>85% <= 90%	3 033	10,11%	6 973 469 047	14,04%
>90% <= 95%	403	1,34%	846 018 681	1,70%
>95% <= 100%	247	0,82%	635 189 137	1,28%
>100% <= 105%	37	0,12%	72 127 795	0,15%
>105%	104	0,35%	171 568 174	0,35%

Cover Pool Detail (2)

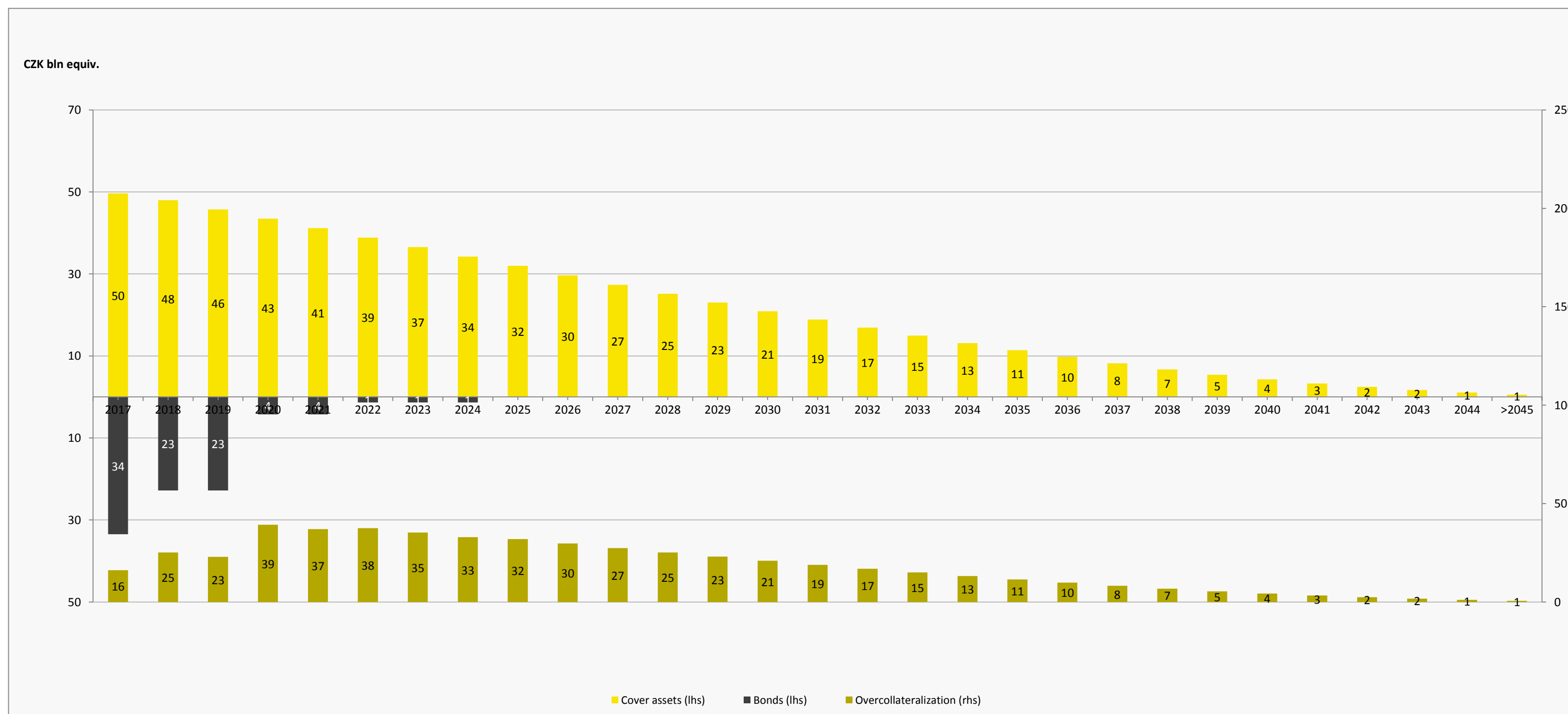
Seasoning [months]	Number of Loans	%	Current Balance	%
< 12	3 033	10,11%	5 977 583 240	12,04%
>=12 < 24	4 626	15,42%	8 801 711 259	17,72%
>=24 < 36	4 244	14,15%	7 960 029 178	16,03%
>=36 < 60	5 421	18,07%	10 282 618 099	20,71%
>=60	12 677	42,26%	16 637 030 918	33,50%

Distribution by volume [CZK]	Number of Loans	%	Current Balance	%
0 <= 500.000	4 047	13,49%	1 325 581 372	2,67%
>500.000 <= 1.000.000	6 699	22,33%	5 044 617 876	10,16%
>1.000.000 <= 1.500.000	5 918	19,73%	7 371 429 999	14,84%
>1.500.000 <= 2.000.000	4 756	15,85%	8 287 091 397	16,69%
>2.000.000 <= 2.500.000	3 199	10,66%	7 167 592 669	14,43%
>2.500.000 <= 3.000.000	2 037	6,79%	5 581 428 130	11,24%
>3.000.000 <= 5.000.000	2 644	8,81%	9 790 591 250	19,72%
>5.000.000 <= 10.000.000	625	2,08%	3 989 967 260	8,03%
>10.000.000 <= 50.000.000	76	0,25%	1 100 672 743	2,22%
> 50.000.000	0	0,00%	0	0,00%

Principal Payment Frequency	Number of Loans	%	Current Balance	%
Monthly	29 803	99,34%	49 471 163 069	99,62%
Bullet	180	0,60%	161 068 797	0,32%
Other	18	0,06%	26 740 828	0,05%

Geographical Distribution	Number of Loans	%	Current Balance	%
Hlavní město Praha	5 247	17,49%	12 665 005 171	25,50%
Jihomoravský kraj	3 444	11,48%	5 406 183 253	10,89%
Jihočeský kraj	2 096	6,99%	2 963 455 125	5,97%
Karlovarský kraj	677	2,26%	760 012 282	1,53%
Kraj Vysočina	810	2,70%	974 003 998	1,96%
Královéhradecký kraj	1 052	3,51%	1 530 841 347	3,08%
Liberecký kraj	1 447	4,82%	2 077 949 238	4,18%
Moravskoslezský kraj	3 037	10,12%	4 243 634 855	8,55%
Olomoucký kraj	1 390	4,63%	1 886 396 061	3,80%
Pardubický kraj	1 302	4,34%	1 809 245 351	3,64%
Plzeňský kraj	1 320	4,40%	1 778 147 899	3,58%
Středočeský kraj	5 311	17,70%	10 027 872 380	20,19%
Zlínský kraj	1 033	3,44%	1 355 242 533	2,73%
Ústecký kraj	1 835	6,12%	2 180 983 201	4,39%

Overcollateralization Detail



Disclaimer

This information has been prepared by Raiffeisenbank a.s., Hvězdova 1716/2b, Prague 4, identification number: 49240901, registered in the Commercial Register maintained by the City Court in Prague, section B, entry 2051, the Czech Republic. Raiffeisenbank a.s. is authorised and regulated by the Czech National Bank.

The information in this presentation is based on carefully selected sources believed to be reliable. However, we do not make any representation as to its accuracy or completeness. Any opinions herein reflect our judgement at the date hereof and are subject to change without notice. Any investments presented in this presentation may be unsuitable for the investor depending on his or her specific investment objectives and financial position. Any reports provided herein are provided for general information purposes only and cannot substitute the obtaining of independent financial advice. Private investors should obtain the advice of their banker/broker about any investments concerned prior to making them. Nothing in this publication is intended to create contractual obligations.

We specifically disclaim any liability for any loss, claim or damage suffered by you or any third party resulting directly or indirectly from any use of or reliance on the information. Without prejudice to the above, this presentation is not a prospectus for the purposes of EU Directive 2003/71/EC.

Equally, this information is not for distribution or forwarding directly or indirectly in or into the United States, United Kingdom, Italy, Canada, Japan, Australia or South Africa or to any other jurisdiction where distribution or forwarding would be prohibited by applicable law.

Any forward-looking statements contained herein are based on historical hypothetical performance under specified conditions. Any opinion, plan, forecast, or other statement of a forward-looking nature reflects our judgement based on information available at the time of the preparation of this document and are subject to change without notice. These forward-looking statements are subject to certain risks and uncertainties that could cause the actual results to differ materially from those stated or implied. Any forward or future performance figures shown are based on past performance, and are not a reliable indicator for future performance and should not be used as such in any circumstance.

This information may not be passed on or reproduced in whole or part under circumstances without written consent of Raiffeisenbank a.s.